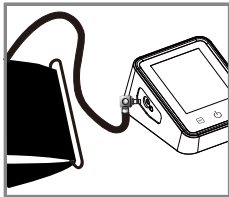


IMPORTANT NOTE!

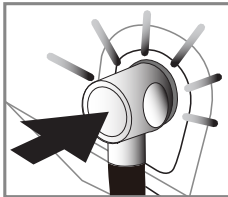
Make sure cuff connector is fully inserted before taking a reading.

A loose connection will result in inaccurate measurements or an “Err 3” message.



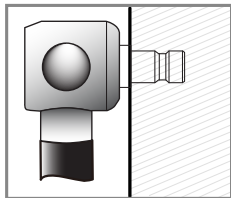
Push connector firmly into monitor.

Some pressure may be required.



You may hear or feel a soft “click” when fully inserted.

Connector should sit nearly flush with side of monitor.





Scan the QR code if you need
help connecting your cuff.